





















Unifast



Designation	Dimension	Drilling capacity/ Grip range	Corrosivity class	Bits/ sockets	Quantity/ box	Area of application
-------------	-----------	----------------------------------	----------------------	------------------	------------------	---------------------

Stitching screws for roofing and cladding

D14		4,8 x 19	2 x 0,5 - 4 x 0,5	C2-C3	8 mm	250	Stitching screw for roofing and cladding.
D14K		4,8 x 19	2 x 0,5 - 4 x 0,5	C2-C3	T25	250	With pan head for a more elegant look.
D21		5,5 x 20	2 x 0,5 - 4 x 0,5	C2-C3	8 mm	250	Stitching screw for roofing and cladding.
D21F		5,5 x 20	2 x 0,7 - 3 x 0,9	C2	8 mm	250	Stitching screw for steel decking, flanged head.
D32F		6,3 x 22	2 x 0,7 - 3 x 0,9	C2	8 mm	250	Stitching screw for steel decking with higher shear loads, flanged head.
D32K		6,3 x 32	2 x 0,9 - 3 x 1,2	C2	T25	250	Stitching screw for steel decking with higher shear loads, flanged head.
D33F		6,3 x 32	2 x 0,9 - 3 x 1,2	C2	8 mm	250	Stitching screw for steel decking with higher shear loads, flanged head.
 D41		4,2 x 13	2 x 0,5 - 4 x 0,5	C4	1/4"	500	Outdoor fixing of sheet metal flashings.
 D42		4,2 x 16	2 x 0,5 - 4 x 0,5	C4	1/4"	250	Outdoor fixing of sheet metal flashings.
 D51		4,8 x 19	2 x 0,5 - 3 x 0,7	C4	8 mm	250	Stitching screw for outdoor roofing and cladding.
 D51K		4,8 x 19	2 x 0,5 - 3 x 0,7	C4	SQ2*	250	With pan head for a more elegant look.
 D61		5,5 x 19	2 x 0,5 - 3 x 0,7	C4	8 mm	250	Stitching screw for outdoor roofing and cladding.
 D71K		6,3 x 22	2 x 0,5 - 3 x 0,7	C4	SQ3*	250	Stitching screw for outdoor roofing and cladding. With pan head for a more elegant look.

*Bits are included in the box

Stitching screws provides superior clamping in thin materials. These screws have reduced drill points, low pitch of thread and free space between the thread and head. The plates are placed together at assembly and clamped together in the free space between the thread and head. Stitching screws should always be drawn to spin.

The right amount of free space reduces the risk of incorrect assembly. If the space too small there is a risk that the lower plate will loosen when the screw spins and if it is too large the plates will not be clamped together properly. This may result in obliqueness, which in turn may reduce the load-bearing capacity because of bearing failure.